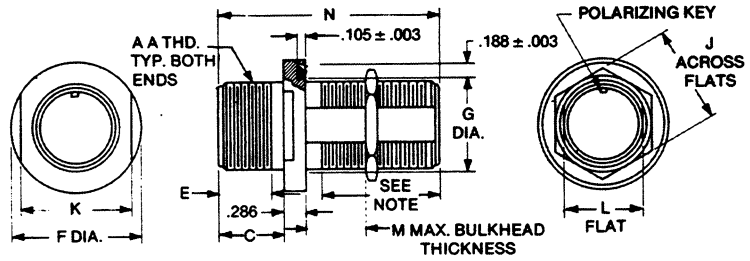



Thru-Bulkhead Receptacle

Jam Nut Mounted

TBFH-100/-200



NOTE: Threaded to within .094(2.39) max from flange.

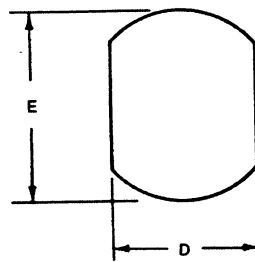
Part Number by Shell Size	O Ring Part Number	A Thread	C Max.	E Min.	F Max.	G Max.	J Max.	K Max.	L Max.	TBFH-100		TBFH-200	
										M Max.	N Max.	M Max.	N Max.
TBFH12S.**PS-†	MS28775-114	3/4-20UNEF-2A	.635(16.13)	.450(11.43)	1.322(33.58)	.844(21.44)	.855(21.72)	1.072(27.23)	.689(17.50)	.250(6.35)	1.825(46.36)	.375(9.52)	2.015(51.18)
TBFH14S.**PS-†	MS28775-116	7/8-20UNEF-2A	.635(16.13)	.450(11.43)	1.447(36.75)	.969(24.62)	1.010(25.63)	1.197(30.40)	.814(20.68)	.250(6.35)	1.825(46.36)	.375(9.52)	2.105(51.18)
TBFH16S.**PS-†	MS28775-116	1 -20UNEF-2A	.635(16.13)	.450(11.43)	1.572(39.93)	1.094(27.79)	1.135(28.83)	1.322(33.58)	.939(23.85)	.250(6.35)	1.825(46.36)	.375(9.52)	2.105(51.18)
TBFH12.**PS-†	MS28775-212	3/4-20UNEF-2A	.849(21.56)	.625(15.88)	1.322(33.58)	.844(21.44)	.885(22.48)	1.072(27.23)	.689(17.50)	.187(4.75)	2.200(55.88)	.750(19.05)	2.859(72.62)
TBFH14.**PS-†	MS28775-214	7/8-20UNEF-2A	.849(21.56)	.625(15.88)	1.447(36.75)	.969(24.62)	1.010(25.65)	1.197(30.40)	.814(23.85)	.187(4.75)	2.200(55.88)	.750(19.05)	2.859(72.62)
TBFH16.**PS-†	MS28775-216	1 -20UNEF-2A	.849(21.56)	.625(15.88)	1.572(39.93)	1.094(27.79)	1.135(28.83)	1.322(33.58)	.939(23.85)	.187(4.75)	2.200(55.88)	.750(19.05)	2.859(72.62)
TBFH18.**PS-†	MS28775-212	1-1/8-18UNEF-2A	.849(21.56)	.625(15.88)	1.697(43.10)	1.219(30.96)	1.260(32.00)	1.447(36.75)	1.057(26.85)	.187(4.75)	2.200(55.88)	.750(19.05)	2.859(72.62)
TBFH20.**PS-†	MS28775-214	1-1/4-18UNEF-2A	.849(21.56)	.625(15.88)	1.822(46.28)	1.344(34.14)	1.385(35.18)	1.572(39.93)	1.182(30.20)	.187(4.75)	2.200(55.88)	.750(19.05)	2.859(72.62)
TBFH22.**PS-†	MS28775-216	1-3/8-18UNEF-2A	.849(21.56)	.625(15.88)	1.947(49.45)	1.469(37.31)	1.510(38.35)	1.697(43.10)	1.307(33.20)	.187(4.75)	2.200(55.88)	.750(19.05)	2.859(72.62)
TBFH24.**PS-†	MS28775-218	1-1/2-18UNEF-2A	.849(21.56)	.625(15.88)	2.072(52.63)	1.594(40.49)	1.635(41.53)	1.885(47.88)	1.432(36.37)	.312(7.92)	2.325(59.06)	.750(19.05)	2.859(72.62)
TBFH28.**PS-†	MS28775-220	1-3/4-18UNS-2A	.849(21.56)	.625(15.88)	2.322(58.98)	1.840(46.74)	1.885(47.88)	2.072(52.63)	1.682(42.72)	.312(7.92)	2.325(59.06)	.750(19.05)	2.859(72.62)
TBFH32.**PS-†	MS28775-222	2 -18UNS-2A	.849(21.56)	.625(15.88)	2.572(65.33)	2.090(53.09)	2.260(57.40)	2.322(58.98)	1.932(49.07)	.312(7.92)	2.325(59.06)	.750(19.05)	2.859(72.62)
TBFH36.**PS-†	MS28775-223	2-1/4-16UN-2A	.849(21.56)	.625(15.88)	2.822(71.68)	2.340(59.44)	2.510(63.75)	2.572(65.33)	2.174(55.22)	.312(7.92)	2.325(59.06)	.750(19.05)	2.859(72.62)
TBFH40.**PS-†	MS28775-225	2-1/2-16UN-2A	.849(21.56)	.625(15.88)	3.227(81.97)	2.685(68.20)	2.760(70.10)	2.885(73.28)	2.423(61.54)	.312(7.92)	2.325(59.06)	.750(19.05)	2.859(72.62)
TBFH44.**PS-†	MS28775-227	2-3/4-16UN-2A	.849(21.56)	.625(15.88)	3.460(97.88)	2.842(72.19)	3.010(76.45)	3.085(78.36)	2.673(67.89)	.312(7.92)	2.325(59.06)	.750(19.05)	2.859(72.62)
TBFH48.**PS-†	MS28775-229	3 -16UN-2A	.849(21.56)	.625(15.88)	3.760(95.50)	3.188(80.98)	3.510(89.15)	3.385(85.98)	2.923(74.24)	.312(7.92)	2.325(59.06)	.750(19.05)	2.859(72.62)

**Add contact arrangement number. See pages 24-25 for contact arrangements.

† Add panel accommodation number: 100 or 200.

NOTE: Available only with individual beads(steel web construction). Same mounting hole dimensions as BFH.

Mounting Dimensions – BFH and TBFH-100/-200



For Shell Sizes	D	E
	+ .015 (0.38) - .000(0.00)	+ .015 (0.38) - .000(0.00)
8S	.460(11.68)	.500(12.70)
10S, 10SL	.578(14.68)	.625(15.88)
12S, 12	.692(17.58)	.750(19.05)
14S, 14	.817(20.75)	.875(22.22)
16S, 16	.942(23.93)	1.000(25.40)
18	1.060(26.92)	1.125(28.58)
20	1.185(30.10)	1.250(31.75)
22	1.310(33.27)	1.375(34.92)
24	1.435(36.45)	1.500(38.10)
28	1.687(42.85)	1.750(44.45)
32	1.937(49.20)	2.000(50.80)
36	2.177(55.30)	2.250(57.15)
40	2.426(61.62)	2.500(63.50)
44	2.676(67.97)	2.750(69.85)
48	2.926(74.32)	3.000(76.20)